

2

3

4

THERMOSPAN®

125

WAYNE-DALTON COMMERCIAL DOOR SYSTEMS

THERMOSPAN® 125

SECTIONAL DOOR SYSTEMS

INSULATED SECTIONAL STEEL DOORS CUT YOUR TOTAL COST

Wayne-Dalton's Thermospan 125 doors feature continuous foamed-in-place polyurethane insulation and standard joint seal that provide an R-value of 10.79. At this price point, the construction provides a substantially higher thermal efficiency than industry standard polystyrene doors.

The Wayne-Dalton Thermospan Series doors are the only doors in the industry with patented, roll-formed integral struts on each section, making them the most rigid doors available.



- EXCEPTIONAL THERMAL QUALITIES (R-VALUE = 10.79, U-VALUE = 0.093)
- STANDARD SIZES UP TO 16' 2" WIDE AND 16' 1" HIGH
- COMPETITIVELY PRICED
- COMMERCIAL DURABILITY
- INTEGRAL STEEL STRUTS FOR SUPERIOR STRENGTH

SECTIONAL DOOR SYSTEMS

THERMOSPAN® 125

Ideal for applications where energy efficiency is important, and competitive cost is essential, Wayne-Dalton's Thermospan 125 sectional door features a foamed-in-place polyurethane core firmly bonded to hot-dipped galvanized inner and outer skins. Integral roll-formed struts per section add rigidity and strength, making the Thermospan 125 suitable for commercial and industrial applications. The patented Thermospan design demonstrates that overhead doors need not be the weak link in an energy-efficient building.

Materials & Construction

Thermospan 125 doors feature pre-painted inner and outer skins made from hot-dipped galvanized steel for added corrosion protection. The exterior surface is pebbled and grooved, enhancing the appearance while providing improved strength, and each section is reinforced with two 1 3/4" integral roll-formed struts for even greater rigidity. Hot-dipped 18-gauge galvanized end caps offer a superior surface for hinge attachment. Our standard joint seal prevents air infiltration and, in conjunction with the solid polyurethane core, offers enhanced energy efficiency.

Factory-installed vision lites (24" x 6") are available, as are automatic door openers.

Contact Wayne-Dalton for additional sizes and colors.

Pre-painted (white polyester finish) inner and outer skins provide corrosion resistance. Both skins are hot-dipped galvanized steel for further protection against corrosion.

Pin stripes (grooves) and pebble finish on outer skin add strength and enhance appearance.


Two patented, integral 1 3/4" roll-formed struts per section add rigidity and strength.

(* industry exclusive)

18-gauge hot-dipped galvanized steel "wrap-around" end caps offer interior hinge attachment surface and exterior leg for proper seal against jamb.

Solid polyurethane core adds to insulating efficiency.

Standard joint seal prevents air infiltration and saves energy.



Listed

Extended Limited Warranty

TEN (10) YEARS against cracking, splitting or deterioration due to rust.

SEVEN (7) YEARS against separation of polyurethane from the steel skin of the panel.

Window Options




Vision Lites allow for visibility while maintaining security

Performance Options

- High Cycle Spring (25K, 50K, 100K)
- 3" Track Option
- Solid Shafts
- Perimeter Weatherseal

Color



White Embossed Stucco Finish

Operation Options

- Chain Hoist Operation
- Motor Operation

Special Application Options

- Special Track Designs
- Mullions

Safety Options

- Safety Edge
- Safety Photo Eyes



STANDARD SIZES UP TO:
16' 2" WIDE & 16' 1" HIGH

ENERGY EFFICIENCY VALUES:

U = 0.093
R = 10.79

WINDLOAD:



MEET OR EXCEED
ANSI/DASMA 102-2003
IN ACCORDANCE WITH
ASTM E-330-70.

BEST APPLICATIONS:

When insulation and economy are needed.

U.S. Patent Nos. 4238544 and 4339487

General Operating Clearances

Type	Headroom***		Sideroom**		Depth Into Room 2" & 3" track	Center Line of Springs	
	2" track	3" track	2" track	3" track		2" track	3" track
Standard Lift Manual 12"R	12½-17"	NA	4½"	5½"	Opening Height +18"	Opening Height +12"	NA
Standard Lift Manual 15"R	14½-20"	15½-21"				Opening Height +13"	Opening Height +14"
Standard Lift Motor Oper. 12"R	15-19½"	NA			Opening Height +66"	Opening Height +12"	NA
Standard Lift Motor Oper. 15"R	15-19½"	18-23½"				Opening Height +13"	Opening Height +14"
High Lift Manual	Door Height +12"		24" One Side		Opening Height - Lift +30"	Opening Height +Lift +6½"	Opening Height +Lift +7½"
High Lift Motor Oper.							
Vertical Lift Manual 12"R	Door Height +20"		4½"	5½"	Opening Height +18"	Double Door Height +13"	
Vertical Lift Motor Oper. 12"R			24" One Side				
Low Headroom Manual*	6-14½"	6-14½"	6"	9"	Opening Height +20" - 26"	Does Not Apply	
Low Headroom Motor Oper.*	8½-17"	8½-17"			Opening Height +66"		

Panel/Section Selection Guide

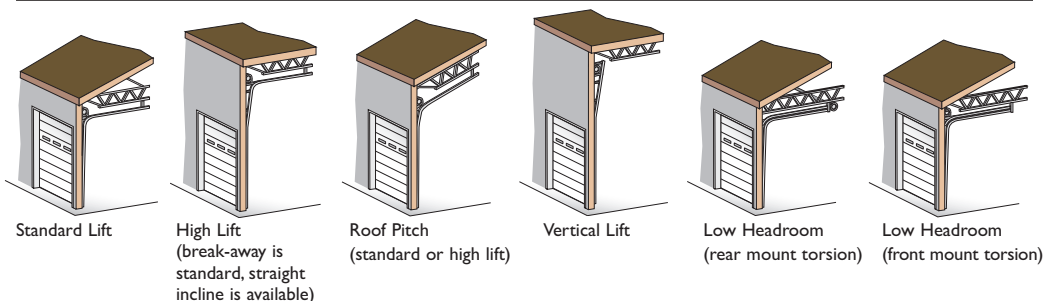
Door Section and Lite Selection			Door Height and Section Selection	
Door Width	No. Panels	Max. No. Windows	Door Height	No. Sections
Up to 9'2"	2	2	Up thru 8'1"	4
9'3" to 12'2"	3	3	8'2" thru 10'1"	5
12'3" to 16'2"	4	4	10'2" thru 12'1"	6
			16'2" & up	Call Factory

*Note: Rear mount torsion requirements shown on chart. See drawings for front mount torsion clearances.

**Note: 8" sideroom required, one side for doors having chain hoist. 24" side room required, one side for doors having jackshaft operators.

***Note: Clear headroom is based on cable size so please contact factory for specific headroom for your door.

Track Selection Guide



Note to specifiers: Words in parentheses indicate frequently specified and highly recommended options.

PART I – GENERAL

1.01 Section Includes

- A. Sectional overhead doors [manually] [motor] operated with accessories and components.

1.02 Related Work

- A. Opening preparation, miscellaneous or structural steel work, access panels finish or field painting are in the scope of work of other trades and divisions of these specifications.

1.03 Reference Standards

- A. **ANSI/DASMA 102** – American National Standards Institute [A216.1] Specifications for sectional overhead doors published by Door & Access Systems Manufacturers Association International in bulletin 102-1990.
 B. **ASTM A123** – Zinc [hot-dipped galvanized] coatings on iron and steel products.
 C. **ASTM A216** – Specifications for sectional overhead type doors.
 D. **ASTM A229** – Steel wire, oil-tempered for mechanical springs.
 E. **ASTM A-653-94** – Steel sheet, zinc-coated [galvanized] by the hot-dipped process, commercial quality.
 F. **ASTM D1929** – Ignition temperature test to determine flash and ignition temperature of foamed plastics.
 G. **ASTM E84-91A** – Tunnel test for flame spread and smoke developed index.
 H. **ASTM E330** – Structural performance of exterior windows, curtain walls, and doors by uniform static air pressure difference.
 I. **ASTM E413-87** – Sound transmission class. Acoustical performance value = 21 per.].
ASTM E1332-90 – Outdoor-indoor transmission class. Acoustical performance value = 18.

1.04 Quality Assurance

- A. Sectional overhead doors and all accessories and components required for complete and secure installations shall be manufactured as a system from one manufacturer.
 B. Sectional overhead doors shall be tested and labeled certifying compliance with **ASTM D1929** and **ASTM E84-91A** standards.

1.05 Systems Description

- A. Sectional Overhead Door: Type: **Thermospa 125**
 B. Mounting: [Continuous angle mounting for [steel] [wood] jambs] [bracket mounting for wood jambs]
 C. Operation: [manual push-up] [chain hoist] [motor] [motor with chain hoist]
 D. Material: Galvanized steel with polyester finish paint
 E. Insulation: Polyurethane

1.06 Submittals

- A. Shop Drawings: Clearly indicate the following:
 1. Design and installation details to withstand standard windload.
 2. All details required for complete operation and installation.
 3. Hardware locations.
 4. Type of metal and finish for door sections.
 5. Finish for miscellaneous components and accessories.
 B. Product Data: Indicating manufacturer's product data, and installation instructions.

1.07 Delivery, Handling, Storage

- A. Deliver products in manufacturer's original containers, dry, undamaged, seals and labels intact.
 B. Store and protect products in accordance with manufacturer's recommendations.

1.08 Warranty

- A. Provide manufacturer's standard SEVEN YEAR warranty against separation/degradation of the polyurethane foam from the steel skin of the panel under provisions of Section 01700. Standard manufacturer's TEN YEAR warranty against cracking, splitting or deterioration due to rust-through. TEN YEARS on insulation value.

PART II – PRODUCTS

2.01 Manufacturer

- A. Wayne-Dalton or approved equal
Thermospa 125 insulated sectional overhead doors of steel construction complete as specified in this section and as manufactured by **Wayne-Dalton Corp.**

2.02 Materials

- A. Door Sections: Shall be of steel/polyurethane/steel sandwich type construction with thermal break and calculated materials "R"-value of 10.79, in accordance with industry guidelines.
 1. Exterior Skin: Structural quality, hot-dipped galvanized embossed steel with stucco finish of baked-on polyester primer and white polyester finish coats with non-repeating random stucco texture and 1/4" wide pinstripping.
 2. Interior Skin: Structural quality, hot-dipped, galvanized steel, factory finished with a polyester primer and white finish coat. Interior skin shall have two 1 3/4" roll-formed integral struts sealed with polypropylene rib caps per section.
 3. Ends of section shall be sealed with 18 or 16 gauge hot-dipped galvanized steel full-height end caps.
 4. Insulation: Cavity shall be filled with foamed-in-place CFC free polyurethane core.
 5. Insulated sections shall be tested by an I.C.B.O. certified laboratory in accordance with ASTM E-84-91A and shall achieve a Flamespread Index of 10 or less, and a Smoke Developed Index of 210 or less.
 6. Insulation material shall be tested by an I.C.B.O. certified laboratory in accordance with ASTM D-1929 and shall achieve a minimum Flash Ignition temperature of 734 degrees F, and a minimum Self Ignition temperature of 950 degrees F
 7. Insulated sections shall be tested and meet all requirements of the UBC 17-5 corner burn.
 B. Track: Track design shall be [standard lift] [high lift] [vertical lift] [low headroom]. Vertical mounting angles shall be hot-dipped galvanized. Track size shall be [2"] [3"]. Vertical track shall be graduated to provide wedge type weathertight closing with continuous angle mounting for [steel] [wood] jambs, and shall be fully adjustable to seal door at jambs [bracket mounting for wood jambs]. Horizontal track shall be reinforced with continuous angle of adequate length and gauge to minimize deflection.

Note: Horizontal track applies to standard lift, high lift, low headroom and follow-the-roof designs only.

- C. Hardware: Hinge and Roller Assembly:
 1. Hinges and brackets shall be made from hot-dipped, galvanized steel.
 2. Track rollers shall be case-hardened inner steel races with 10-ball [2"] [3"] rollers.
 3. All factory authorized attachments shall be made at locations indicated and reinforced with backup plates.

D. Counterbalance:

1. Springs shall be torsion type, low-stress, helical wound, oil-tempered spring wire to provide minimum [10,000 standard] [25,000] [50,000] [100,000] cycles of use, on continuous steel [solid].
2. Spring fittings and drums made of die cast, high strength aluminum.
3. Pre-formed galvanized steel aircraft cable shall provide a minimum of a 5:1 safety factor.

2.03 Operation

- A. Operation shall be [manual push-up] [chain hoist] [motor] [motor with chain hoist].

Note: Manufacturer does not recommend chain hoists or jack shaft operators on the following track applications.

- 15" radius standard lift with roof pitch less than 2:12
- Hi-lift less than 24"
- Hi-lift between 12" – 23" with roof pitch less than 1:12
- Low headroom track

Special chain hoist assemblies (using a trolley rail) are available for the above track systems.

2.04 Locks

- A. Locks shall engage the right-hand vertical track and utilize [an interior side lock] [standard size rim cylinder].

2.05 Weatherstripping

- A. Doors shall be equipped with co-polymer joint seals between sections and vinyl "bulb" shaped astragal provided on the bottom section. Optional top head seal and jamb seals are available.

2.06 Glazing

- A. Optional.

2.07 Windload

- A. Windload – per DASMA 102-2003 and as required by local codes.

PART III – EXECUTION

3.01 Installation

A. General:

1. Install doors in accordance with manufacturer's instructions and standards. Installation shall be by an authorized Wayne-Dalton representative.
 2. Verify that existing conditions are ready to receive sectional overhead door work.
 3. Beginning of sectional overhead door work means acceptance of existing conditions.
- B. Install door complete with necessary hardware, jamb and head mold strips, anchors, inserts, hangers, and equipment supports in accordance with final shop drawings, manufacturer's instructions, and as specified herein.

C. Fit, align and adjust sectional overhead door assemblies level and plumb for smooth operation.

D. Upon completion of final installation, lubricate, test and adjust doors to operate easily, free from warp, twist or distortion and fitting for entire perimeter.

Note: Architect may consider providing a schedule when more than one sectional overhead door or opening type is required.

3.02 Materials (See note above.)

Specifications and technical information also available at www.arcad.com, SpecWizard™, and Sweets.com®.

Distributed By:



COMMERCIAL DOORS & OPERATORS

For technical information, visit:

www.wayne-dalton.com/commercial

© 2007 Wayne-Dalton Corp. • One Door Drive • Mt. Hope, Ohio 44660 • 800-764-1457

Mt. Hope, OH • Dalton, OH • Trail, OH • Pensacola, FL • Portland, OR

Printed in U.S.A.

Item #332534 Revised 9/2007